



AGFA
RADIOLOGY
SOLUTIONS

PCTSI

Imported and Distributed By :

Phil Capital Trading Solutions Inc.

B11 L2 Dove St., Ecoland Subdivision Phase 2, Brgy. Bucana,
Davao City, Davao Del Sur

Manila office: 904 Atlanta Centre, 31 Annapolis St.

Greenhills, San Juan City, Metro Manila

T. (02)7001 0770 | E. philtradinginc6@gmail.com

Xpert Suite™

Image & data handling system

The perfect complement
to the MUSICA® workstation

AGFA 

Xpert Suite™ is the perfect complement to your MUSICA® Workstation



MUSICA
empowered

For over 30 years, Agfa's MUSICA® has been synonymous with high-quality medical imaging, and the MUSICA® Workstation controls the flow of that imaging.

The state-of-the-art Xpert Suite™ has been designed to work hand-in-hand with the MUSICA® Workstation. This flexible and scalable image handling software lets you carry out diagnostic reporting and image manipulation, and securely store and distribute medical images, from multiple modalities.

Xpert Suite™ delivers plenty of features to help improve diagnostic reading confidence, efficiency and productivity. And whether you are the only user in your imaging environment, or you work with several colleagues, the modular design can be tailored to your needs – while fully leveraging your Agfa digital radiography solutions. All at an affordable cost.

AGFA
RADIOLOGY
SOLUTIONS


Xpert Suite™ delivers flexibility and scalability

Flexible and feature-rich


Xpert Suite™ offers flexible, feature-rich functionality that scales to your practice's growing needs. It supports a broad range of 2D applications, including:

- General radiology
- Orthopedics
- Chiropractic
- Veterinary

Optionally, it also offers 3D and mammography functionality. The result is improved diagnostic reading confidence, combined with enhanced efficiency and productivity.



Expert connectivity, to match your workflow needs



AGFA
RADIOLOGY
SOLUTIONS



- Xpert Suite™ connects seamlessly to all DICOM modalities, including DR, CR, ultrasound, MRI, CT, and more.
- You can import images (DICOM and non-DICOM) from scanners, directories and portable media, using USBs, CD/DVD, etc. You can also attach scanned documents to an existing study.
- You can export imaging data and reports to USBs, CD/DVDs, etc. Furthermore, you can use Xpert Suite™ as a printing station to your DRYSTAR DICOM imager with the integrated print layout manager that allows for a flexible optimization of the printouts.

Seamless modularity

Xpert Suite™ can easily be tailored to your medical practice, whether you have one or several users. With the modular solution, you can manage your growing information volumes, at a cost-effective price that matches your needs and budget.

You can also optionally extend the workstation to enable reading, viewing and image manipulation from any location and device!



Storage and distribution

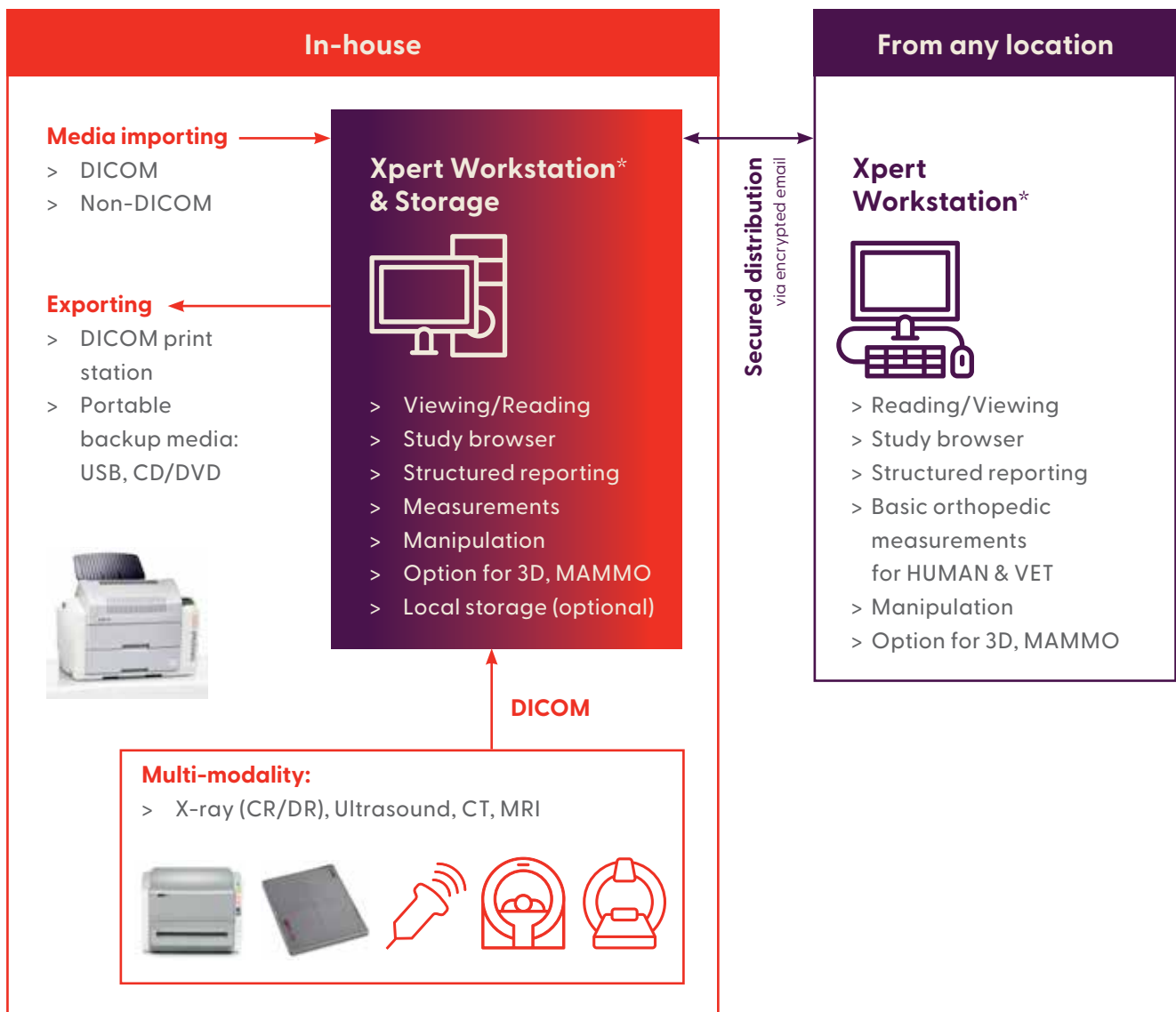
The flexible Xpert Suite™ can store and distribute images from your:

- Local storage
- Cloud
- Web server

Different configurations

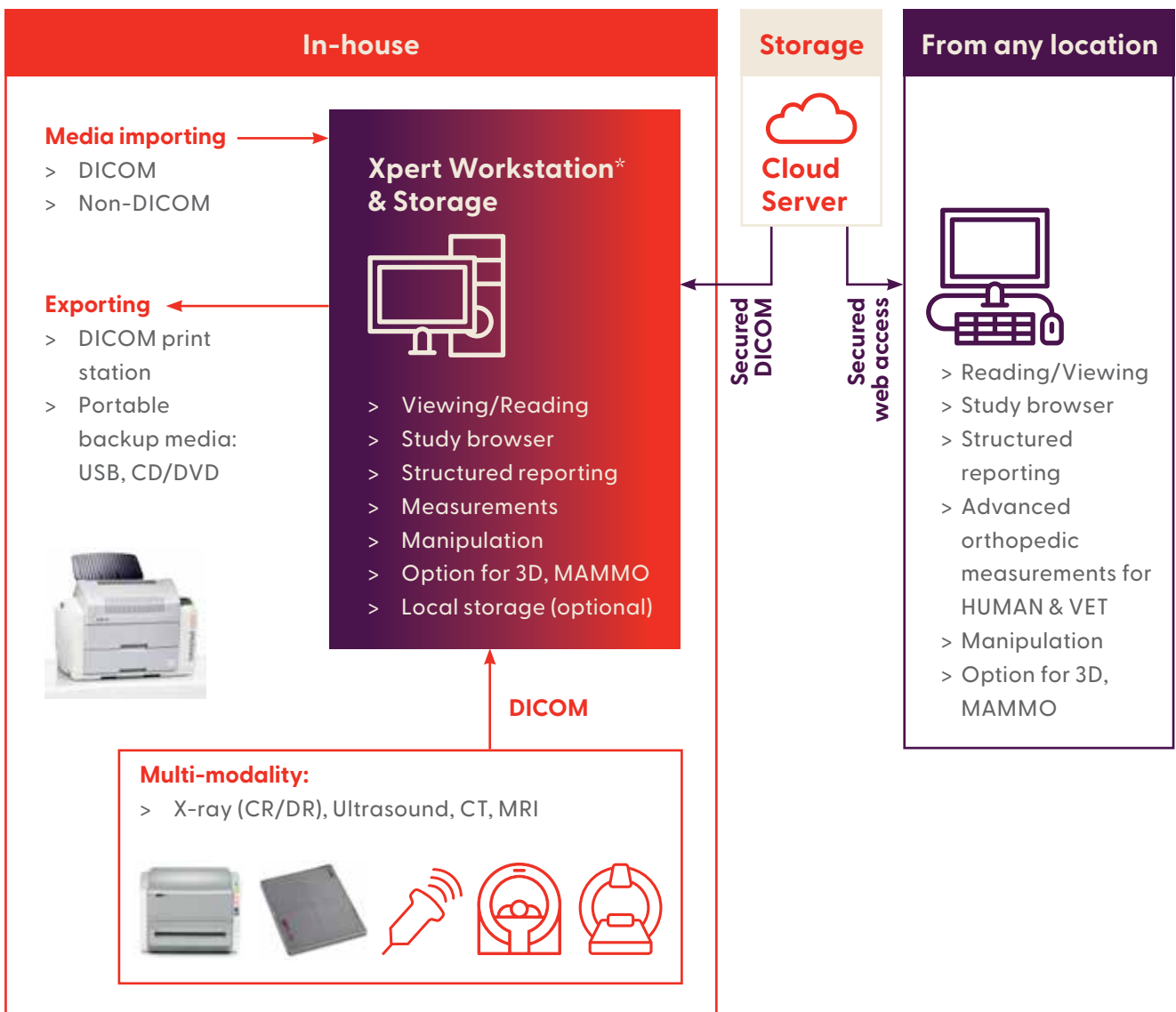
Whether you are looking for a stand-alone, web-server or cloud-server workstation, the Xpert Suite™ can match your needs:

- 1** A single-user solution with local storage that supports tele-radiology from any location, using encrypted DICOM email



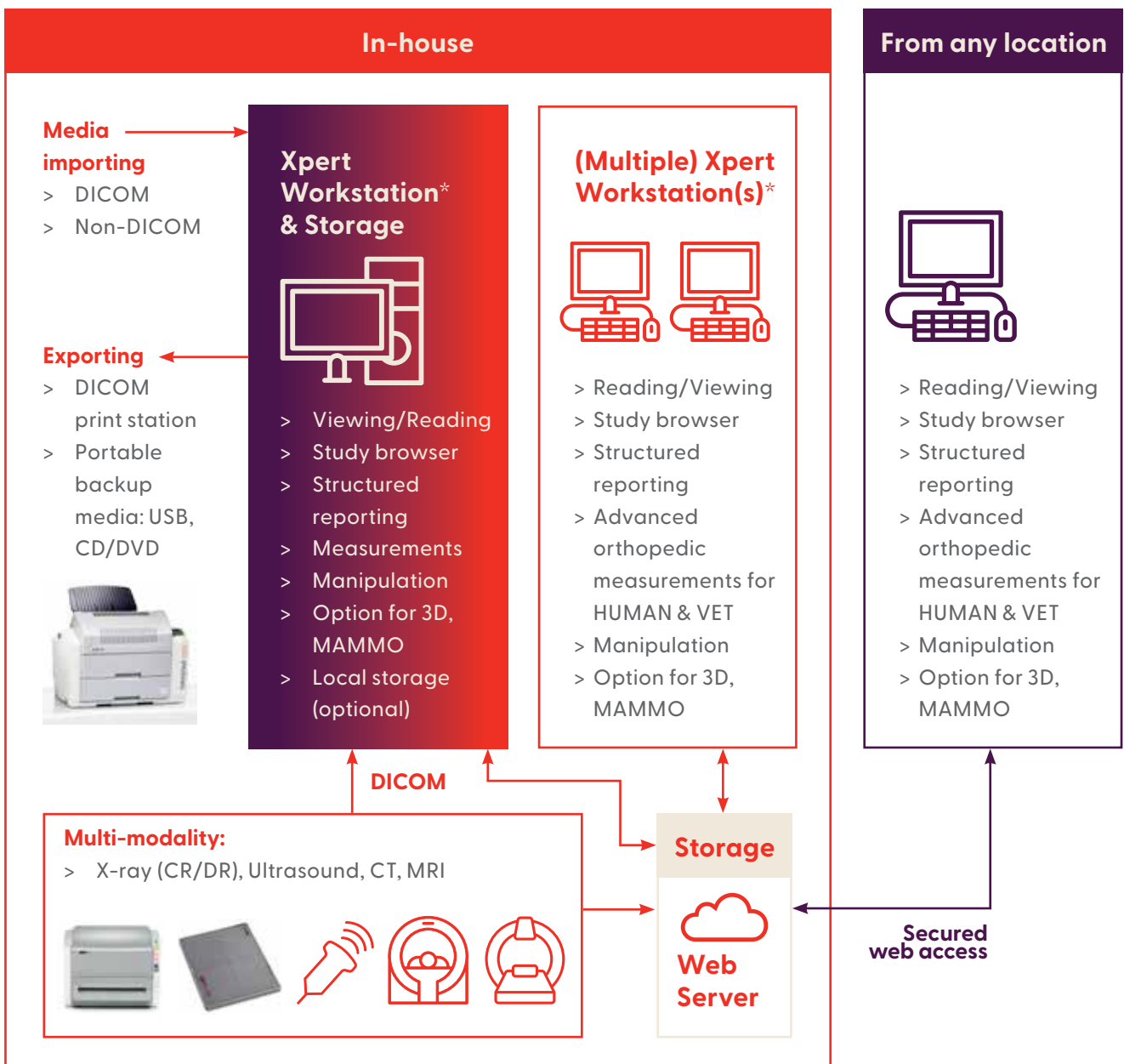
* Xpert Workstation is based on iQ-VIEW that is a medical device in the EU under CE 0482 and a component of iQ-SYSTEM PACS 1.4 (FDA UDI B403IQS140)

2 A single-user solution with local storage and/or cloud storage that supports teleradiology from any location, using secured DICOM web access



* Xpert Workstation is based on iQ-VIEW that is a medical device in the EU under CE 0482 and a component of iQ-SYSTEM PACS 1.4 (FDA UDI B403IQS140)

- 3** A multi-user solution with web-server functionality that supports remote viewing from any location via secured web access



* Xpert Workstation is based on iQ-VIEW that is a medical device in the EU under CE 0482 and a component of iQ-SYSTEM PACS 1.4 (FDA UDI B4031QS140)

Xpert Suite™ is self-contained

Easy does it!

Xpert Suite™ has been designed to get you up and running in no time. Straightforward migration from the SE Suite and seamless integration with your Agfa DR, CR and DRYSTAR systems let you leverage your existing investments.

Easy installation, intuitive access to tools, and the configurable toolbar enhance your efficiency and experience. And you don't need any special equipment: it works with standard computers and multiple monitors.

The right fit for your practice

Xpert Suite™ gives you a cost-effective solution that tailors to your needs and scales for your growth. That's why we offer you both single and concurrent licenses, enabling you to find the ideal match for your independent physician practice!



Xpert Suite™ image & data handling system delivers:

- Diagnostic viewing and reporting, and image handling
- Secure storage and distribution of images from multiple modalities
- Seamless integration with Agfa and other DICOM modalities
- Support for a range of 2D and 3D applications
- Modularity to accommodate growing image volumes
- Easy installation and intuitive use

